

Raffles

College of Design and Commerce

317-319 New North Road, Kingsland, Auckland

PO Box 52040, Kingsland, Auckland

T: +64 9 369 1906 | F: +64 9 369 1907

Email: info@raffles.ac.nz

Website: www.raffles.ac.nz

Graphic Design Short Courses 2010

Term 1

- **Photoshop:**

8Feb – 6 Mar

- **Illustrator:**

8Mar – 3 Apr

- **In-Design:**

5 Apr – 1May

Term 2

- **Photoshop:**

24May – 19 Jun

- **Illustrator:**

21 Jun – 17 Jul

- **In-Design:**

16 Aug – 4 Sep

Term 3

- **Photoshop:**

6 Sep – 2 Oct

- **Illustrator:**

4 Oct – 30 Oct

- **In-Design:**

29 Nov – 18 Dec

Timing: Monday 6.30pm to 9.30pm

Wednesday 6.30pm to 9.30pm


Saturday 10.00am to 12.00 – Lunch -12.30pm to 2.30pm

Fees: \$674 for each course (*fees include corresponding course “Adobe® CS4 Classroom in a Book” the official training workbooks from Adobe Systems*).

* Package fee will be given for those who will enrol for all Graphic Design courses (Photoshop, Illustrator, InDesign) **\$1,694**



PHOTOSHOP CS4



MODULE ONE **Intro to Photoshop**

- What is Photoshop?
- Getting to know your work area
- Using the file browser
- Working with selections

MODULE TWO **Photoshop Basics**

- Photoshop overview
- Layer basics
- Image modes and adjustments
- Creating special effects

MODULE THREE **Photoshop Intermediate**

- Painting and editing
- Mask and channels
- Filter basics
- Typographic Design


MODULE FOUR **Photoshop Applied**

- Basic Photo correction
- Retouching and repairing
- Advanced layer effects and techniques
- Correcting and enhancing digital photographs

MODULE FIVE **Photoshop Advanced**

- Vector Drawing techniques
- Automating a multistep task
- Applying smart filters

ILLUSTRATOR CS4



MODULE ONE

Intro to Illustrator

- Getting to know your work area and navigation
- Selecting and aligning
- Creating shapes
- Transforming objects
- Drawing with the pen tool

MODULE TWO

Illustrator Basics

- Colour and paniting
- Working with type
- Working with layers
- Working with brushes
- Blending shapes and colours

MODULE THREE

Illustrator Intermediate

- Working with brushes
- Appling layer effects
- Transforming objects
- Applying transparency and blending modes

MODULE FOUR

Illustrator Applied


- Applying appearance, attributes, styles, and effects
- Blending shapes and colours
- Working with symbols
- Creating shapes with the Pathfinder

MODULE FIVE

Illustrator Advanced

- Combining Illustrator CS3with the Creative suite
- Printing artwork and producing colour separations
- Creating special effects
- Creating envelopes for text

INDESIGN CS4



MODULE ONE

Intro to InDesign

- A quick tour of Adobe InDesign
- Looking at the work area
- Changing the magnification of your document
- How to start a new document
- Navigation through your document
- Creating and editing master pages
- Placing text and graphic on the document pages

MODULE TWO

InDesign Basics

- Text threading in text frames
- Modifying text graphics
- Creating frames
- Working with a tint, spot, colour, and gradients
- Applying colour text
- Orienting objects in space
- Importing graphics from other programs
- Working with clipping paths, alpha channels
- Adding colours to the swatches palette
- Importing Photoshop and Illustrator files
- Applying colours to objects
- Placing a PDF file
- Defining printing requirements

MODULE THREE

InDesign Intermediate

- Setting up documents grids
- Drawing segments
- Creating a compound path
- Creating shapes
- Reflecting objects
- Importing and colorizing image
- Applying transparency
- Exporting to Adobe Acrobat PDF files

MODULE FOUR

InDesign Applied

- Working with styles
- Aligning and threading text
- Working with columns on a page
- Creating text on a path
- Changing fonts and type style
- Changing paragraph alignment
- Working with tabs
- Creating a hanging indent
- Adding a rule below a paragraph

MODULE FIVE

InDesign Advanced

- Importing and formatting tables
- Using graphics and formatting text within tables
- Working with the structure pane
- Defining a book
- Working table of contents
- Maintaining consistency in a book
- Indexing the book